

Scaled data based on original data using
LM-79-08 Approved Method: Electrical and Photometric Measurements of Solid-
State Lighting Products

Test Report Prepared for
Cooper Lighting Solutions
(formerly Eaton)

Brand: McGRAW-EDISON

Report Number: P386221

Luminaire Tested: **GWC-SA1D-760-U-SL4**

Issue Date: 3/3/2020

Test Information

Test Method: LM-79-08
Report Number: P386221
TEST IS SCALED FROM IESNA LM-79-08 TEST DATA (G2-1903-205-24)
Test Lab: INNOVATION CENTER
Issue Date: 3/3/2020
Manufacturer: COOPER LIGHTING SOLUTIONS (FORMERLY EATON)
Product Line: MCGRAW-EDISON
Catalog Number: GWC-SA1D-760-U-SL4
Description: GALLEON WALL LUMINAIRE
(1) 70 CRI, 5700K, 1200mA LIGHTSQUARE WITH 16 LEDS AND TYPE IV SPILL
LIGHT ELIMINATOR OPTICS
Light Source: -
Ballast/Driver: ELECTRONIC DRIVER

Summary

Lumens per Lamp: N/A
Luminaire Lumens: 7873 lumens
Efficiency: N/A
Efficacy: 117.5 lumens/watt
Luminous Opening: Rectangular (W 0.5' x L: 0.5' x H: 0')
IES Classification: Type IV - Short
BUG Rating: B1 - U0 - G3

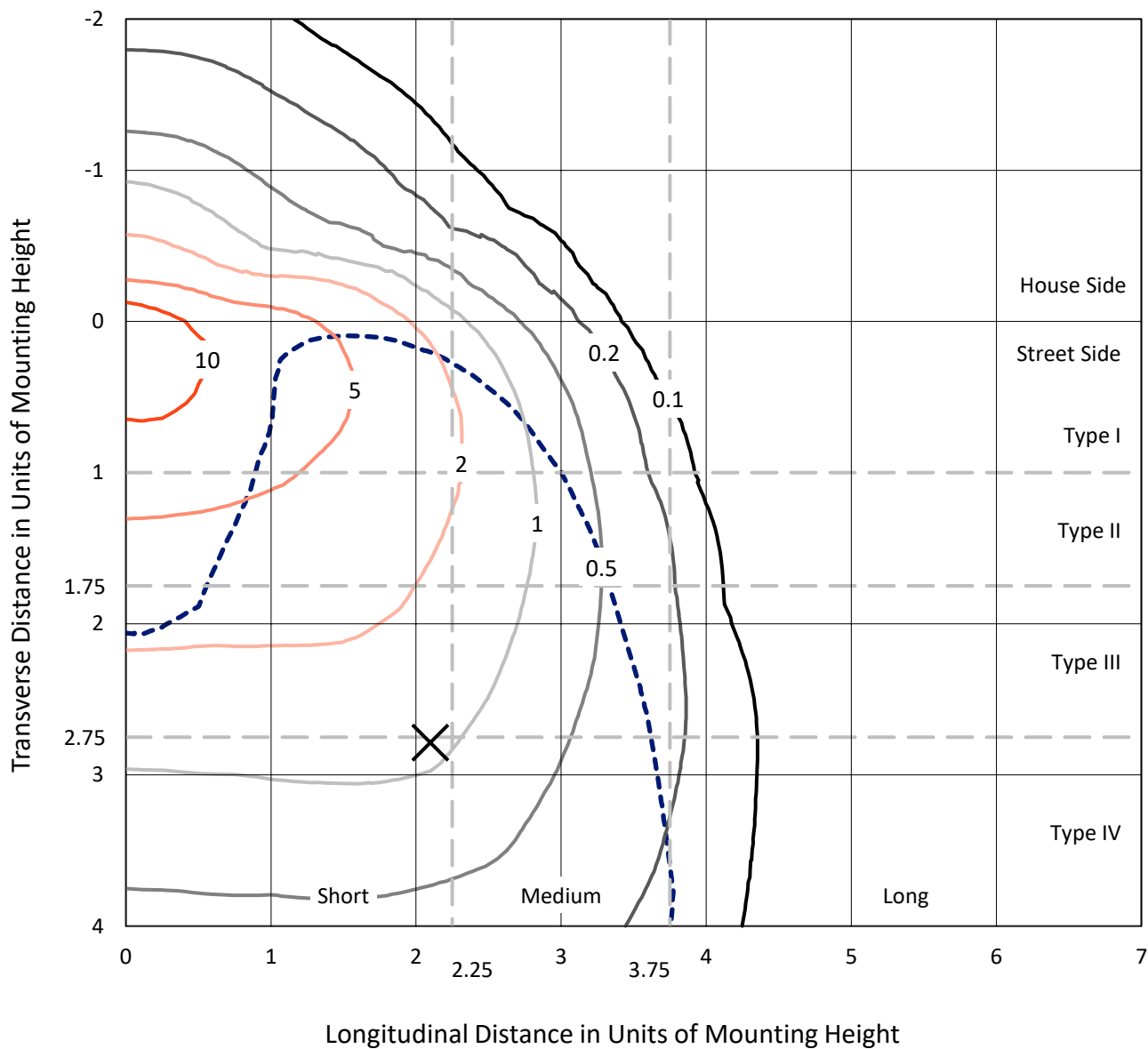
Input Watts (W): 67
Input Voltage (V): NR
Input Current (Ain): NR
Voltage Rise (V): NR
Power Factor: NR
Total Harmonic Distortion (THDi): NR
Frequency (hertz): 60
Stabilization Time: NR
Operation Time: NR
Ambient Temperature (°C): NR
Test Distance: 24 FT



REPORT NUMBER: P386221
 CATALOG NUMBER: GWC-SA1D-760-U-SL4

Iso-Footcandle Lines of Horizontal Illumination

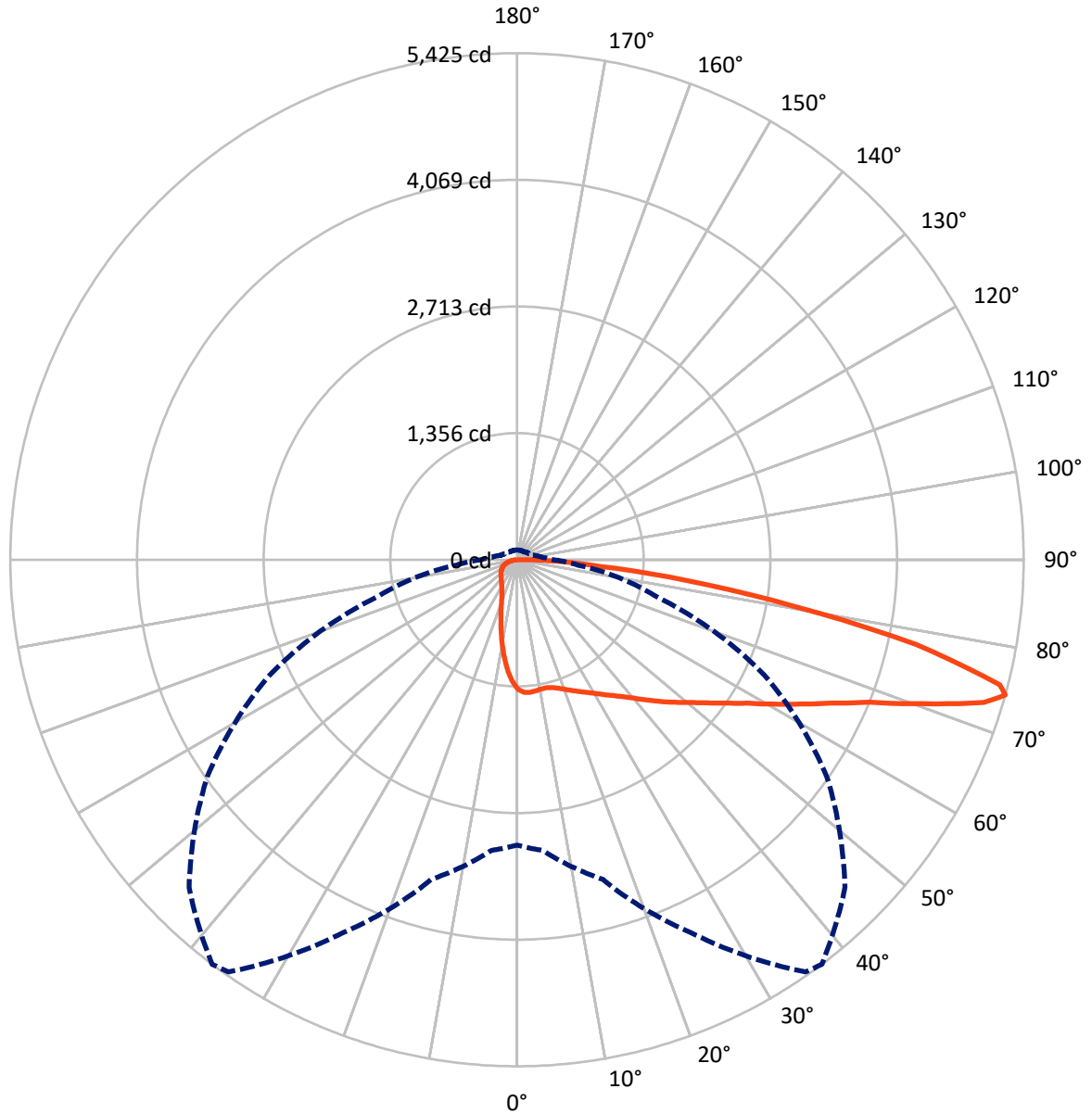
✕ Max cd
 - - - 1/2 Max cd



Based on 10 foot mounting height. Maximum calculated value = 14.1 fc
 Type IV - Short - N/A

REPORT NUMBER: P386221
CATALOG NUMBER: GWC-SA1D-760-U-SL4

Luminous Intensity Polar Plot



— Vertical Plane Through 37-Deg Lateral - - - Horizontal Cone Through 74-Deg Vertical

REPORT NUMBER: P386221

CATALOG NUMBER: GWC-SA1D-760-U-SL4

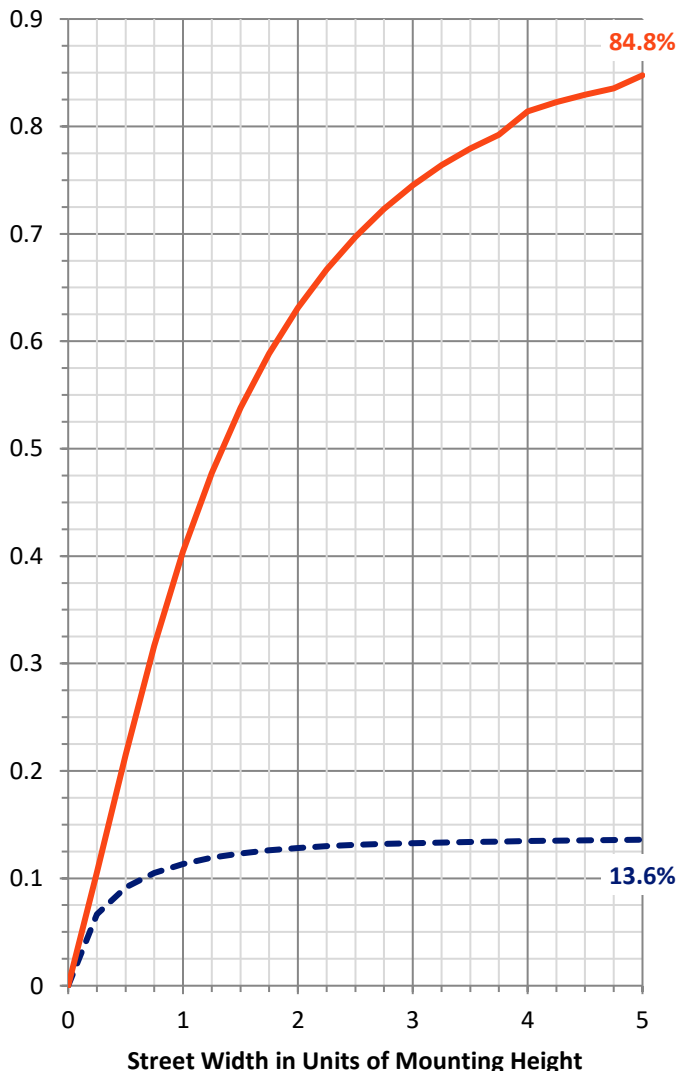
FLUX DISTRIBUTION:

		Downward	Upward	Total
House Side	Lumens	1083.3	0.0	1083.3
	% Fixture	13.8	0.0	13.8
Street Side	Lumens	6789.7	0.0	6789.7
	% Fixture	86.2	0.0	86.2
Total	Lumens	7873.0	0.0	7873.0
	% Fixture	100.0	0.0	100.0

ZONAL LUMENS:

Zone	Lumens	% Fixture
0°-10°	122.2	1.6
10°-20°	313.1	4.0
20°-30°	482.5	6.1
30°-40°	701.6	8.9
40°-50°	1032.6	13.1
50°-60°	1450.1	18.4
60°-70°	1835.4	23.3
70°-80°	1616.1	20.5
80°-90°	319.5	4.1
90°-100°	0.0	0.0
100°-110°	0.0	0.0
110°-120°	0.0	0.0
120°-130°	0.0	0.0
130°-140°	0.0	0.0
140°-150°	0.0	0.0
150°-160°	0.0	0.0
160°-170°	0.0	0.0
170°-180°	0.0	0.0
0°-90°	7873.0	100.0
0°-180°	7873.0	100.0

Coefficient of Utilization



REPORT NUMBER: P386221

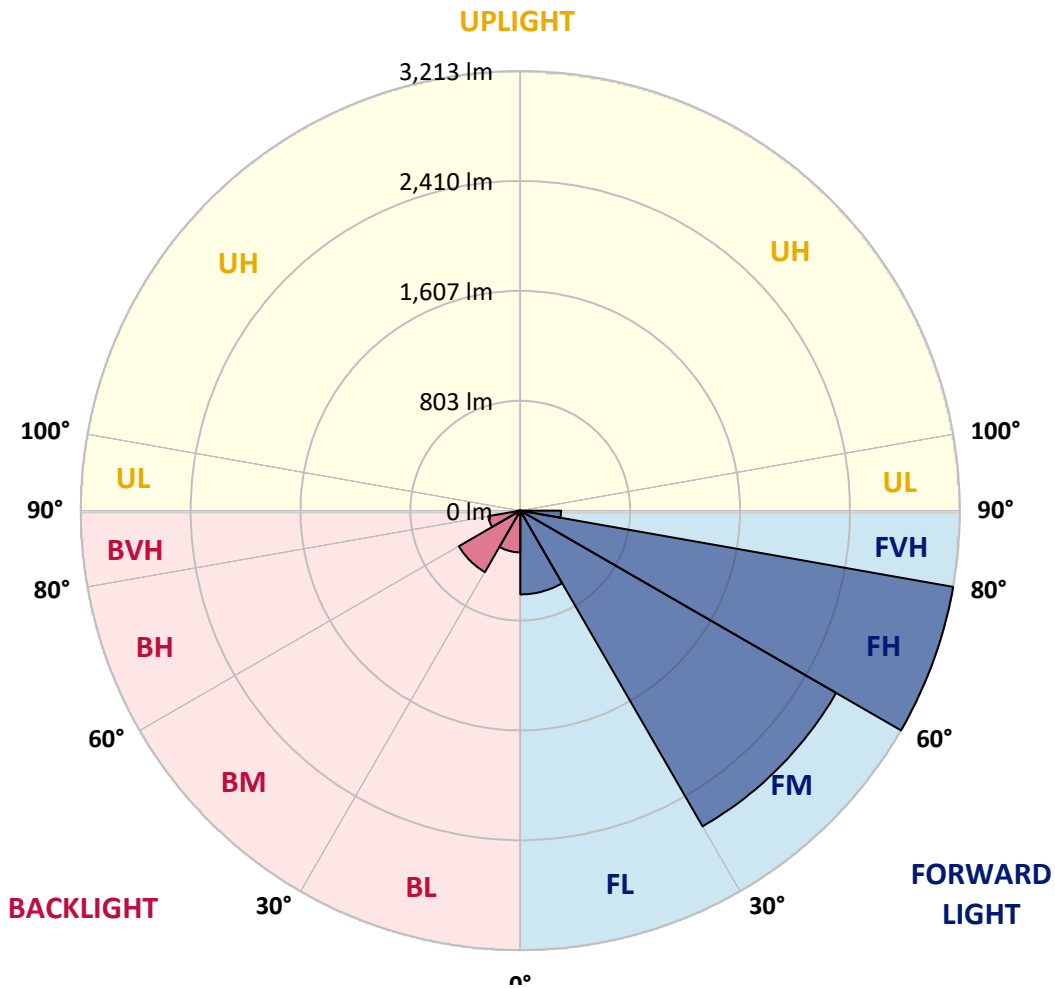
CATALOG NUMBER: GWC-SA1D-760-U-SL4

LUMINAIRE CLASSIFICATION SYSTEM LUMEN TABLE AND BUG RATING:

Zone	Lumens	% Fixture	Zone Rating/Lumen Limit		
			B	U	G
FL (0°-30°)	612.6	7.8			
FM (30°-60°)	2665.9	33.9			
FH (60°-80°)	3213.4	40.8			G2/5000
FVH (80°-90°)	297.9	3.8			G3/500
BL (0°-30°)	305.1	3.9	B1/500		
BM (30°-60°)	518.4	6.6	B1/1000		
BH (60°-80°)	238.1	3.0	B1/500		G1/500
BVH (80°-90°)	21.6	0.3			G1/100
UL (90°-100°)	0.0	0.0		U0/0	
UH (100°-180°)	0.0	0.0		U0/0	

BUG Rating: B1-U0-G3

Type IV Short





REPORT NUMBER: P386221

CATALOG NUMBER: GWC-SA1D-760-U-SL4

CANDELA DISTRIBUTION (FULL):

	0°	5°	15°	25°	35°	37°	45°	55°	65°	75°	85°
0°	1387.2	1387.2	1387.2	1387.2	1387.2	1387.2	1387.2	1387.2	1387.2	1387.2	1387.2
2.5°	1434.6	1434.9	1434.6	1432.4	1427.1	1422.7	1419.1	1413.8	1402.2	1393.3	1380.0
5°	1448.2	1446.5	1445.4	1441.3	1433.0	1428.0	1421.0	1411.0	1391.9	1374.2	1352.5
7.5°	1441.8	1439.9	1437.4	1432.4	1423.0	1418.8	1409.1	1396.1	1373.0	1349.8	1318.7
10°	1422.1	1421.6	1420.5	1419.4	1411.3	1408.0	1399.1	1385.3	1362.5	1334.2	1297.9
12.5°	1400.2	1401.6	1406.1	1411.9	1408.3	1406.6	1401.1	1391.6	1368.3	1337.8	1294.0
15°	1386.4	1390.2	1402.2	1417.4	1420.5	1419.9	1418.5	1412.4	1387.7	1353.9	1302.9
17.5°	1381.6	1388.0	1410.8	1436.0	1444.9	1446.8	1447.4	1436.8	1409.4	1373.6	1312.0
20°	1390.2	1398.3	1431.6	1466.2	1480.4	1481.5	1479.0	1460.7	1429.9	1390.5	1317.0
22.5°	1416.3	1423.5	1465.1	1504.2	1520.3	1522.0	1514.5	1486.8	1451.5	1410.5	1324.0
25°	1466.5	1475.4	1517.0	1556.1	1564.4	1564.7	1553.9	1519.5	1479.8	1438.5	1338.9
27.5°	1532.0	1540.8	1578.3	1616.5	1612.1	1609.6	1594.9	1560.5	1516.7	1477.0	1365.6
30°	1604.9	1614.6	1650.1	1677.3	1666.7	1661.7	1649.8	1605.4	1568.0	1529.7	1406.3
32.5°	1680.3	1689.2	1720.3	1738.8	1725.5	1723.3	1705.3	1664.8	1634.8	1610.2	1472.3
35°	1757.7	1764.1	1794.6	1805.1	1787.4	1786.8	1781.8	1744.7	1725.8	1737.5	1568.3
37.5°	1836.7	1838.4	1864.5	1865.0	1859.8	1862.0	1867.2	1844.0	1849.2	1885.5	1693.1
40°	1907.2	1911.6	1930.5	1936.3	1945.5	1953.2	1979.6	1964.3	2005.1	2069.4	1848.4
42.5°	1959.3	1967.9	1998.1	2013.1	2042.8	2055.0	2092.2	2106.3	2188.4	2284.9	2033.1
45°	2003.4	2016.7	2065.3	2096.0	2146.2	2167.6	2220.8	2268.3	2395.6	2518.7	2227.5
47.5°	2051.1	2068.0	2128.8	2187.6	2255.8	2279.9	2376.7	2447.7	2616.6	2753.9	2410.8
50°	2121.3	2134.3	2193.7	2286.0	2371.2	2402.2	2536.2	2637.9	2841.2	2977.9	2569.7
52.5°	2219.2	2214.2	2264.4	2393.9	2508.1	2546.4	2706.4	2840.4	3068.9	3180.7	2703.9
55°	2317.6	2309.3	2344.5	2506.8	2667.9	2708.1	2893.9	3043.7	3285.5	3363.2	2806.8
57.5°	2427.2	2411.4	2441.0	2634.1	2849.8	2897.8	3103.8	3259.7	3498.5	3510.7	2872.3
60°	2540.0	2518.7	2552.0	2791.9	3080.8	3137.4	3349.6	3470.5	3699.3	3628.8	2893.4
62.5°	2638.8	2623.8	2675.1	2968.0	3341.2	3403.4	3590.8	3694.6	3897.3	3677.9	2817.4
65°	2725.0	2727.5	2816.3	3166.0	3631.6	3697.9	3867.6	3970.8	4053.1	3648.8	2639.6
67.5°	2827.9	2842.1	2993.5	3426.7	3997.1	4069.8	4270.3	4272.0	4140.2	3478.0	2289.6
70°	2977.9	3007.1	3237.2	3788.3	4516.8	4616.7	4771.4	4448.9	4017.9	3014.8	1801.5
72.5°	3111.1	3165.4	3496.5	4202.1	5150.2	5226.0	5064.6	4346.8	3506.8	2259.4	1122.3
74°	3057.0	3124.4	3543.7	4405.9	5388.8	5425.1	4965.5	4049.0	2923.9	1564.7	652.3
75°	2940.5	3013.7	3474.9	4404.0	5358.5	5338.3	4726.5	3708.7	2408.0	1067.2	434.0
77.5°	2373.1	2450.5	2928.0	3774.4	4393.7	4374.6	3630.8	2487.9	1054.7	350.0	220.5
80°	1379.7	1438.8	1817.6	2396.9	2962.7	2997.4	2387.8	1231.1	414.9	196.6	149.5
82.5°	612.9	653.7	878.0	1223.6	1787.9	1832.6	1250.5	645.1	256.3	119.5	89.9
85°	402.1	432.4	533.0	582.7	851.4	881.9	612.1	502.2	169.2	65.7	66.0
87.5°	289.3	318.4	396.0	345.8	390.8	370.0	333.1	464.8	67.9	37.4	22.2
90°	0.0	0.0	0.0	0.0	0.0	0.0	0.0	0.0	0.0	0.0	0.0



REPORT NUMBER: P386221
 CATALOG NUMBER: GWC-SA1D-760-U-SL4

CANDELA DISTRIBUTION (continued):

	90°	95°	105°	115°	125°	135°	145°	155°	165°	175°	180°
0°	1387.2	1387.2	1387.2	1387.2	1387.2	1387.2	1387.2	1387.2	1387.2	1387.2	1387.2
2.5°	1374.2	1369.7	1359.7	1340.9	1330.3	1321.5	1306.8	1298.2	1294.3	1294.0	1295.7
5°	1340.0	1329.8	1304.0	1272.4	1247.1	1224.1	1195.6	1178.4	1166.2	1159.0	1160.9
7.5°	1300.4	1284.3	1243.8	1193.3	1152.9	1108.2	1064.1	1037.8	1017.2	1002.0	1004.8
10°	1273.2	1251.0	1192.0	1119.3	1051.9	987.0	926.3	889.9	861.1	838.9	840.6
12.5°	1264.1	1234.1	1152.3	1055.2	960.7	871.9	792.6	736.9	707.2	681.9	683.9
15°	1265.4	1225.2	1119.0	997.5	878.6	766.8	670.6	605.4	565.2	547.7	548.0
17.5°	1266.6	1215.0	1084.1	935.7	797.3	668.6	564.1	498.1	460.1	444.0	444.3
20°	1262.9	1198.3	1040.8	864.7	712.5	578.5	477.3	421.3	392.4	379.9	379.9
22.5°	1258.2	1178.6	992.0	793.4	628.7	500.3	415.2	372.5	355.8	347.5	347.2
25°	1260.5	1163.9	942.1	720.2	551.6	437.9	373.8	345.6	334.5	329.2	328.9
27.5°	1272.4	1157.0	896.0	647.3	484.2	391.0	346.1	326.1	318.9	315.6	315.6
30°	1294.0	1157.0	848.1	585.2	428.2	356.4	324.8	311.2	306.2	304.0	304.0
32.5°	1331.7	1163.4	801.8	523.6	383.5	329.2	307.0	297.8	294.0	292.9	292.9
35°	1396.6	1185.0	756.5	465.4	347.5	307.0	290.1	284.8	282.0	281.8	282.6
37.5°	1487.9	1229.1	714.1	422.4	322.0	289.0	275.9	271.8	270.1	271.5	272.6
40°	1602.7	1289.0	675.6	383.5	302.6	274.6	262.9	260.1	259.3	261.2	262.9
42.5°	1741.3	1370.0	644.0	355.5	287.6	262.4	251.8	248.5	247.7	249.9	252.1
45°	1891.4	1457.1	621.8	334.7	275.9	253.2	242.1	238.5	236.8	237.9	240.4
47.5°	2027.8	1539.4	612.9	320.0	264.8	245.4	233.5	229.1	226.3	225.7	227.7
50°	2142.9	1600.7	617.1	311.2	256.0	236.8	225.2	220.2	216.0	213.5	214.9
52.5°	2226.7	1639.3	620.9	307.3	249.0	227.4	216.0	211.3	205.8	201.6	201.6
55°	2287.4	1648.2	612.3	304.2	243.8	217.1	205.8	201.3	195.8	191.1	190.5
57.5°	2311.2	1623.2	580.4	299.8	240.2	207.4	195.0	191.6	186.9	181.4	181.1
60°	2279.1	1546.1	518.9	290.4	235.5	199.4	184.1	181.9	179.7	174.4	174.2
62.5°	2149.8	1376.9	439.3	271.2	226.0	190.8	174.2	175.3	175.5	171.9	171.4
65°	1915.5	1144.5	361.6	246.3	211.9	180.5	163.9	169.2	172.2	171.7	170.8
67.5°	1574.9	890.8	306.4	219.9	193.3	166.4	152.8	158.9	161.4	163.3	162.8
70°	1168.9	628.1	253.5	192.2	170.8	149.8	138.4	141.4	139.8	142.0	142.8
72.5°	651.7	376.9	206.6	164.5	147.5	130.3	122.3	121.7	118.1	118.1	118.1
74°	391.0	276.5	181.6	147.3	133.4	117.6	110.7	108.2	104.8	105.1	104.8
75°	314.5	237.7	166.7	135.9	123.4	110.1	103.2	99.8	97.3	97.3	97.1
77.5°	198.6	180.5	134.2	108.2	98.7	90.7	86.0	81.5	81.5	81.3	81.0
80°	150.0	143.7	104.6	81.8	75.7	69.6	66.6	64.6	64.6	65.4	65.2
82.5°	102.9	108.2	73.5	57.1	54.1	49.6	49.1	49.4	48.5	47.4	47.1
85°	75.2	81.3	49.6	36.1	33.0	30.2	32.4	33.6	32.2	29.7	28.6
87.5°	28.8	53.2	26.6	15.0	13.9	11.9	13.9	14.4	15.5	12.2	12.5
90°	0.0	0.0	0.0	0.0	0.0	0.0	0.0	0.0	0.0	0.0	0.0

Signify Classified - Internal
Cooper Lighting Solutions Photometric Lab
1121 Highway 74 South
Peachtree City, GA 30269

Scaled Data Report



Report Generated By 670245982

Signify Classified - Internal
Cooper Lighting Solutions Photometric Lab
1121 Highway 74 South
Peachtree City, GA 30269

Scaled Data Report



Signify Classified - Internal
Cooper Lighting Solutions Photometric Lab
1121 Highway 74 South
Peachtree City, GA 30269

Scaled Data Report



Signify Classified - Internal
Cooper Lighting Solutions Photometric Lab
1121 Highway 74 South
Peachtree City, GA 30269

Scaled Data Report





--- HS — SS

Signify Classified - Internal
Cooper Lighting Solutions Photometric Lab
1121 Highway 74 South
Peachtree City, GA 30269

Scaled Data Report



u

Signify Classified - Internal
Cooper Lighting Solutions Photometric Lab
1121 Highway 74 South
Peachtree City, GA 30269

Scaled Data Report



Signify Classified - Internal
Cooper Lighting Solutions Photometric Lab
1121 Highway 74 South
Peachtree City, GA 30269

Scaled Data Report



(END OF REPORT)